



**Commercial
Vehicles**

The Transporter Range



Technical specifications

Engine	Transporter TDI340	Transporter TDI400		
Type	4 Cylinders, DOHC, 16 Valve	4 Cylinders, DOHC, 16 Valve		
Capacity, litres/cc	2.0 / 1,968	2.0 / 1,968		
Installation	Transverse installation	Transverse installation		
Bore x Stroke / Compression ratio	81.0mm x 95.5mm / 16.5:1	81.0mm x 95.5mm / 16.5:1		
Construction materials	All alloy	All alloy		
Maximum power, kW @ rpm	103 @ 3,500	132 @ 4,000		
Maximum torque, Nm @ rpm	340 @ 1,750 – 2,500	400 @ 1,500 – 2,000		
Induction type	Single turbocharger	Bi-turbochargers		
Intercooled	Yes	Yes		
Transmission – manual	6 Speed	6 Speed		
Transmission – automatic	7 Speed DSG	7 Speed DSG		
Driven wheels	Front wheel drive	Front wheel drive/Optional 4MOTION		
Wheels and tyres				
Wheels	Steel 16" x 6.5J	Steel 17" x 7J		
Tyres	205/65 R16C 107/105T (Van) 215/65 R16 106/104T (Single Cab)	235/55 R17 103W		
Fuel consumption and performance				
Fuel type	Diesel	Diesel		
Fuel system	Common Rail Direct Injection	Common Rail Direct Injection		
Fuel tank capacity, litres	80	80		
	Vans (incl. Crewvan)	Single Cab	Dual Cab	
	TDI340 Comb / Urban / Ex Urban • CO ₂	TDI400 Comb / Urban / Ex Urban • CO ₂	TDI400 Comb / Urban / Ex Urban • CO ₂	
Manual, Litre/100km • CO ₂ g/km	7.7 / 9.8 / 6.5 • 203	7.8 / 9.8 / 6.7 • 205	8.1 / 10.2 / 6.9 • 214	8.1 / 9.8 / 7.1 • 214
Automatic, Litre/100km • CO ₂ g/km	8.2 / 10.4 / 6.9 • 216	8.1 / 10.2 / 6.8 • 214	8.5 / 10.4 / 7.4 • 224	8.4 / 10.2 / 7.3 • 221
4MOTION Manual, Litre/100km • CO ₂ g/km	–	8.4 / 10.5 / 7.2 • 221	–	8.7 / 10.5 / 7.6 • 229
4MOTION DSG, Litre/100km • CO ₂ g/km	–	8.8 / 11.1 / 7.5 • 232	–	–

Drivetrain

Suspension and steering	TDI340	TDI400
Front axle	Independent McPherson struts, sub-frame with coil springs and gas filled dampers	
Rear axle	Semi-trailing independent rear axle with coil springs and anti-roll bar	
Steering	Rack and pinion power steering	
Turning circle	SWB: 11.9m / LWB: 13.2m	
Brakes		
Front disc brakes – vented, mm	308	340
Rear disc brakes – solid, mm	294	294
Brake systems	ESP, ABS, ASR, MSR, EDL and Hill Holder	

The information and the specifications contained within this document were correct at the time of issue. Due to our continuous process of improvement our products are continually updated and changes may be made to the specifications from time to time. Not all vehicles or options may be available. Check at time of ordering.

Measurements and statistics

Weights	Transporter Van TDI340	Transporter Van TDI400
Towing capacity, braked / unbraked, kg	2,000 / 750	2,000 / 750
Towing downball load, kg	100	100
GVM, kg	3,000	3,000
Unladen mass¹ SWB standard roof height, kg	1,752 (Man.) / 1,772 (DSG)	1,802 (Man.) / 1,904 (Man. 4M) 1,821 (DSG) / 1,924 (DSG 4M)
Unladen mass¹ LWB standard roof height, kg	1,809 (Man.) / 1,829 (DSG)	1,859 (Man.) / 1,961 (Man. 4M) 1,878 (DSG) / 1,981 (DSG 4M)
Payload² SWB, standard roof height, kg	1,248 (Man.) / 1,228 (DSG)	1,198 (Man.) / 1,096 (Man. 4M) 1,179 (DSG) / 1,076 (DSG 4M)
Payload² LWB, standard roof height, kg	1,191 (Man.) / 1,171 (DSG)	1,141 (Man.) / 1,039 (Man. 4M) 1,122 (DSG) / 1,019 (DSG 4M)
	Transporter Crewvan TDI340 6-speed Manual	Transporter Crewvan TDI340 7-speed DSG
Towing capacity, braked / unbraked, kg	2,000 / 750	2,000 / 750
Towing downball load, kg	100	100
GVM, kg	3,000	3,000
Unladen mass¹ SWB standard roof height, kg	1,872	1,884
Unladen mass¹ LWB standard roof height, kg	1,935	1,947
Payload² SWB, standard roof height, kg	1,127	1,115
Payload² LWB, standard roof height, kg	1,064	1,052
	Transporter Single Cab TDI340	Transporter Dual Cab TDI400
Towing capacity, braked / unbraked, kg	2,000 / 750	2,000 / 750
Towing downball load, kg	100	100
GVM, kg	3,000	3,000
Unladen mass¹, kg	1,649 (Man.) / 1,661 (DSG)	1,740 (Man.) / 1,861 (Man. 4MOTION) / 1,752 (DSG)
Payload² – manual, kg	1,351 (Man.) / 1,339 (DSG)	1,260 (Man.) / 1,139 (Man. 4MOTION) / 1,248 (DSG)

Man. = Manual Transmission DSG = Direct Shift Gearbox 4M = 4MOTION

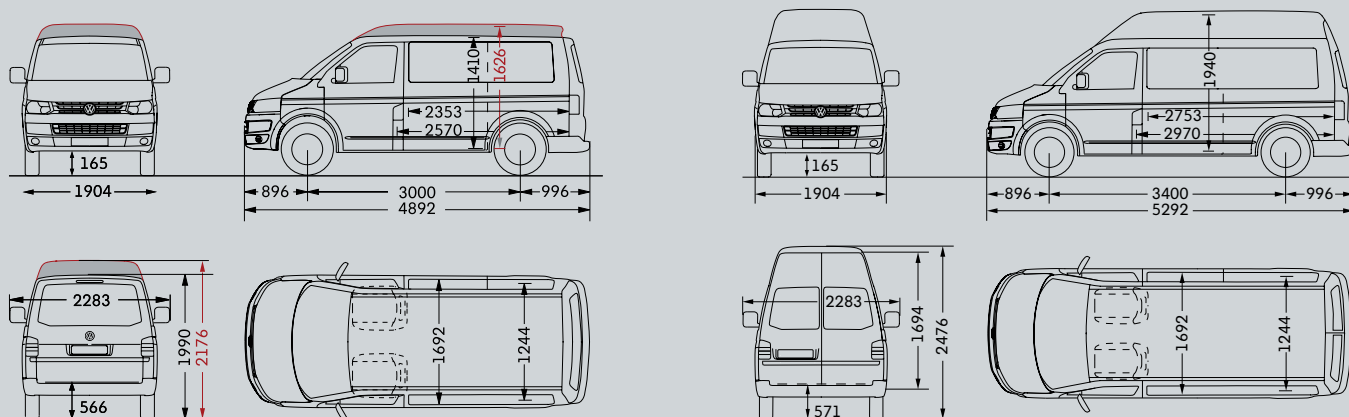
Transporter Van

Exterior dimensions	SWB		LWB		
Length, mm	4,892		5,292		
Width, mm	1,904		1,904		
Height standard / med / high, mm	1,990 / 2,176 / –		1,990 / 2,176 / 2,476		
Wheelbase, mm	3,000		3,400		
Interior dimensions (Wheelbase – roof height)	SWB – standard	SWB – medium	LWB – standard	LWB – medium	LWB – high
Load volume, m³	5.8	6.7	6.7	7.8	9.3
Maximum length, mm	2,353	2,353	2,753	2,753	2,753
Maximum width, mm	1,692	1,692	1,692	1,692	1,692
Maximum width at wheel arches, mm	1,244	1,244	1,244	1,244	1,244
Maximum height, mm	1,410	1,626	1,410	1,620	1,940
Cargo entry	SWB		LWB		
Rear tailgate width, mm	1,486		1,486		
Rear tailgate height, mm (wing doors for high roof)	1,305		1,305 (standard/medium), 1,694 (high)		
Lateral sliding doors width, mm	1,020		1,020		
Lateral sliding doors height, mm	1,284		1,284		

¹ The Unladen Mass (UM) includes 10L of fuel, vehicle fluids and no occupants. Figures quoted are for base model vehicles only. ² Payload figures determined by subtracting ‘Unladen Mass’ (UM) from total ‘Gross Vehicle Mass’ (GVM). A vehicle’s final payload, given the different available configurations, can only be determined by weighing the individual vehicle and comparing to the known GVM. Figures quoted are for base model vehicles only.

Measurements and statistics

Transporter Van (continued)




Transporter SWB – Standard/Medium

Red = Medium Roof

Transporter LWB – High

Transporter Crewvan

Exterior dimensions	SWB	LWB
Length, mm	4,892	5,292
Width, mm	1,904	1,904
Height standard / medium, mm	1,990 / 2,176	1,990 / 2,176
Interior dimensions		
Load volume, m ³ *	5.8 (standard), 6.7 (medium) – without 2nd row	6.7 (standard), 7.8 (medium) – without 2nd row
Maximum length, mm	2,353 – without 2nd row	2,753 – without 2nd row
Maximum width, mm	1,692	1,692
Maximum width at wheel arches, mm	1,244	1,244
Maximum height, mm	1,394 (standard), 1,610 (medium)	1,394 (standard), 1,610 (medium)
Cargo entry		
Rear tailgate width, mm	1,486	1,486
Rear tailgate height, mm	1,295	1,295
Lateral sliding doors width, mm	1,020	1,020
Lateral sliding doors height, mm	1,268	1,268



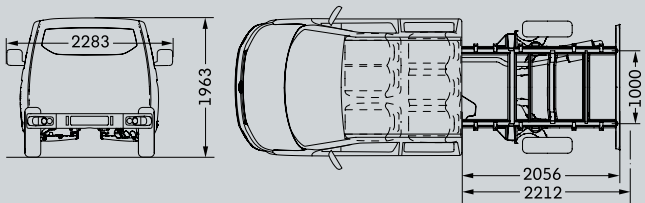
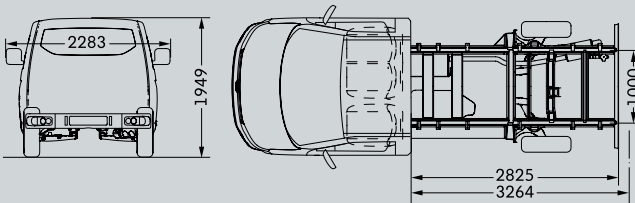
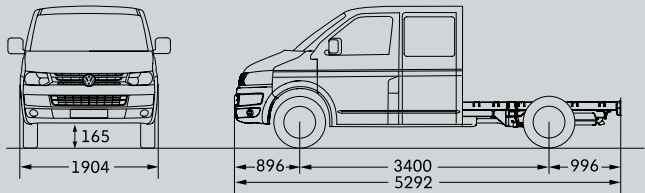
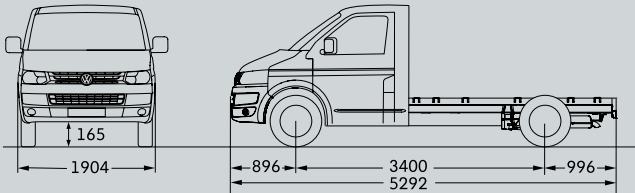
Transporter Crewvan SWB – Standard

Transporter Crewvan LWB – Medium

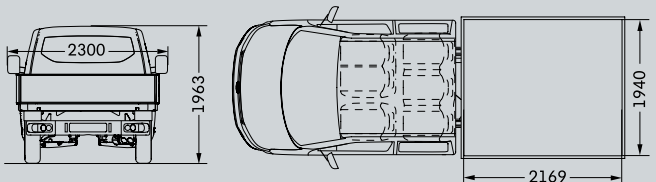
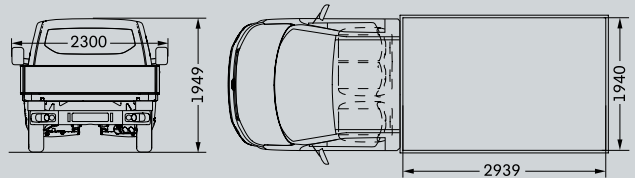
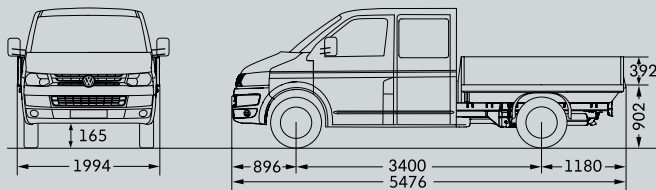
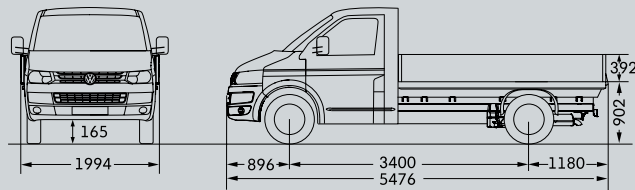
Measurements and statistics

Transporter Cab Chassis

Exterior dimensions	Single Cab	Dual Cab
Length, mm	5,292	5,292
Width, mm	1,904 (not including mirrors)	1,904
Height, mm	1,949	1,963
Wheelbase, mm	3,400	3,400



Transporter Single Cab Chassis



Transporter Single Cab with optional dropside tray

Transporter Dual Cab with optional dropside tray

Warranty	
Vehicle	3 Years, Unlimited km
Paint / Corrosion	3 Years / 12 Years
Road side assistance	3 Years, Unlimited km

Standard and optional equipment

Safety and security	Van	Crewvan	Single Cab	Dual Cab
Front height adjustable 3 point seatbelts with pre-tensioners	S	S	S	S
3 Point seatbelts for 2nd row	–	S	–	S
Driver and front passenger airbag	S	S	S	S
Driver and front passenger head/thorax airbags	O	O	–	O
Anti-lock Braking System (ABS) with Electronic Brake Distribution (EBD)	S	S	S	S
Brake Assist (BA)	S	S	S	S
Anti-Slip Regulation (ASR)	S	S	S	S
Electronic Stability Programme (ESP)	S	S	S	S
Electronic engine immobiliser	S	S	S	S
Remote central locking with 2 remote keys	S	S	S	S
Alarm with back-up horn	O	O	O	O
Lockable glovebox	S	S	S	S
Child restraint anchor points (3 in second row of seats)	–	S	–	–
Driver assist				
Hill hold control	S	S	S	S
Park distance control – rear	O	O	–	–
Park distance control – front and rear	O	O	–	–
Rear view camera and park distance control rear – requires RNS315	O	O	–	–
Audio and media				
RCD210 Radio CD Player with 2 speakers (single DIN with storage area)	S	S	S	S
RCD310 Radio CD Player with 4 speakers. Includes AUX-in jack inside upper glove box, high-grade tuner, MP3/WMA CD compatibility, climate information display, and parking sensor display (if fitted)	O	O	O	O
RNS315 Satellite Navigation / Multimedia 5” touch screen, SD card reader, 30GB hard drive for maps. Also includes AM/FM radio with RDS and single CD player	O	O	O	O
iPod** and iPhone** connector – only with RCD310 or RNS315	O	O	O	O
Bluetooth™ connectivity, including hands-free phone operation	S	S	S	S
Multifunction display with digital speedometer, average speed, distance, range, average fuel consumption, current fuel consumption, travel time, speed warning and oil temperature readings	S	S	S	S
Exterior				
Metallic paint	O	O	O	O
Pearl effect paint	O	O	O	O
Body coloured bumpers (limited colours)	O	O	O	O
Medium roof in body colour (add 30kg to unladen weight, limited colours)	O	O	–	–
Medium roof in white (add 30kg to unladen weight)	O	O	–	–
High roof in body colour – LWB only (add 50kg to unladen mass, limited colours)	O	–	–	–
High roof in white – LWB only (add 50kg to unladen mass)	O	–	–	–
Front and rear mud flaps (front only for Cab Chassis)	S	S	S	S
Alloy tray with reinforced load platform, folding aluminium side and tail gates, rear step, safety latches, load lashing rings and rear mud flaps	–	–	O	O
Wheels and tyres				
17” x 7J Alloy wheels “Thunder” with 235/55 R 17 103 W tyres (TDI400 only)	O	O	–	O
Seats				
Fabric seat coverings “Austin”	S	S	S	S
Double bench seat in front row with storage compartment	O	–	S	O
Driver and front passenger seat with height adjustment, lumbar support and armrest	O	O	–	O
Drivers seat height adjustment with lumbar support and armrest	O	O	O	O
2nd row 3-seater bench (passenger compartment)	–	S	–	S

Standard and optional equipment



Windows and doors	Van	Crewvan	Single Cab	Dual Cab
Left hand side sliding door	S	S	–	–
Right hand side sliding door	O	O	–	–
Power sliding side doors (left and right)	O	O	–	–
Rear wing doors with heated windows	O	O	–	–
Fixed partition with fixed window	O	–	–	–
Fixed window (centre left/right), per side	O	S	–	–
Sliding window (centre left/right), per side	O	O	–	–
Front electric windows with roll-back function (Driver and Passenger with one-touch up/down)	S	S	S	S
Heated window on rear tailgate	S	S	–	–
Air conditioning				
‘Climatic’ air conditioning	S	S	S	S
Interior				
3-spoke steering wheel	S	S	S	S
3-spoke leather multifunction steering wheel	O	O	O	O
Dash mounted gear shifter	S	S	S	S
Comfort Package – includes cab noise reduction + 2 x sunvisor vanity mirror + 2 x A pillar grab handle + dimmable dash panel and two tone horn	O	S	O	O
Rubber floor for cargo area	O	S	–	–
Wooden floor for cargo area	O	O	–	–
Comfort				
Cruise control	S	S	S	S
Electrically adjustable door mirrors with heating function	S	S	S	S
Lighting				
Light and Sight package – includes dusk sensing headlights with ‘coming home’ function, rain sensing wipers and auto dimming rear view mirror	O	O	O	O
Daytime running lights	S	S	S	S
Front fog lamps with cornering function	O	O	O	O
Rear fog lamp	S	S	S	S
Instrumentation				
Speedometer and tachometer, electronic odometer and trip meter, digital clock, fuel and coolant indicators, low fuel warning light, outside temperature and fuel gauge	S	S	S	S
Mechanical				
Suspension upgrade 1 (Reinforced standard dampers and springs) for rough road use. Not with High Roof	O	O	–	–
Suspension upgrade 2 (Upgraded dampers and springs) for rough road use	O	O	O	O
Mechanical rear differential lock (4MOTION models only)	O	O	–	O
2nd Battery	O	O	O	O

The Bluetooth™ word mark is owned by The Bluetooth SIG, Inc. Not all devices will be compatible and functionality will vary depending on the device. * iPod® and iPhone® are registered trademarks of Apple Inc.


S = Standard – = Not Available O = Optional

Paint colours

The bodywork is galvanised first to give your Volkswagen Commercial Vehicle optimum protection against mechanical and chemical influences. Only then is the paint applied in several layers and left to harden. The result is a scratch-resistant, hard finish for the top coat.




☐ standard **T** Transporter Van **TSC** Transporter Single Cab
☒ optional extra **TC** Transporter Crewvan **TDC** Transporter Dual Cab



Trim

High-quality, robust materials and skilled workmanship are essential in the manufacture of hard-wearing seat upholstery. The colours and patterns for the upholstery are painstakingly matched to the interior trim and paint finishes.



* Metallic and pearl effect paint are available at extra cost. The illustrations on these pages can only be regarded as a general guide as the printing process cannot render the colours with absolute accuracy. Please contact your local Volkswagen Commercial Vehicle dealer for details of the standard equipment and optional extras available. * The seat pattern on the left shows the centre panel, and the seat pattern on the right shows the outer panel.

Owning a Volkswagen

Volkswagen New Vehicle Warranty

Volkswagen Transporter is covered by a unlimited kilometre 3 year manufacturer's warranty, which includes Volkswagen Assist (24 hour roadside assistance). Transporter is also covered by a 3 year paintwork and 12 year anti-corrosion perforation warranty.

Volkswagen Assist 24 hour roadside assistance

As a valued customer, you can be assured that, wherever you travel within Australia, you will have access to roadside assistance, 24 hours a day, 365 days a year. This is complimentary for the duration of the vehicle's original Volkswagen warranty period. You will receive help in the event of a breakdown or accident and, if required, your vehicle will be mobilised or transported to an Authorised Volkswagen Repair Centre.

Volkswagen Extended Warranty

Why not continue the confidence of a Volkswagen Warranty by purchasing a Volkswagen Extended Warranty? For further details on this option, please contact your local Volkswagen Dealer.

Volkswagen Service

Your Authorised Volkswagen Service Centre is part of Volkswagen's global Quality Management System, ensuring Volkswagen Service Centres have factory trained technicians who are equipped with the very latest diagnostic equipment, specialist tooling and Volkswagen Genuine Parts. An Authorised Volkswagen Service Centre undertakes work in accordance with factory specified guidelines and maintenance schedules.

The new Volkswagen Service app is available to download from the Apple App Store and Google Play™ store app. Featuring parking place reminder and timer, Volkswagen roadside assistance, Volkswagen dealer search and the latest tips for services, Genuine Parts and Accessories. Keeps your Volkswagen running like a Volkswagen.

Volkswagen Genuine Parts®

Volkswagen Genuine Parts® are designed for your vehicle and approved by Volkswagen, with particular regard to safety. The workmanship, dimensional accuracy and

materials used in these parts comply with factory specifications. To ensure safety and reliability, Volkswagen recommends the use of Volkswagen Genuine Parts®. Volkswagen Authorised Dealers offer a 2 year warranty on Genuine Parts from the date of purchase.



Scan here to download the Volkswagen Service App on your smartphone.

General information

Volkswagen is distributed by Volkswagen Group Australia Pty Ltd. 24 Muir Road, Chullora, NSW 2190. ABN 14 093 117 876. Specifications are as planned at March 2015 for model year 2015 and are subject to change without notice or obligation. Cars and accessories are shown for illustrative purposes only and may not depict Australian specifications. Fuel consumption figures according to Australian Design Rules (ADR) 81/02. All Volkswagen approved parts and accessories are warranted for 2 years/unlimited kilometres. All warranties implied by legislation or otherwise are excluded to the maximum extent permitted by law. The liability of Volkswagen shall, subject to the law, be limited at Volkswagen's discretion: 1. In the case of the goods, the repair or the cost of repair, or the replacement or the cost of replacement; and 2. In the case of services, the re-supply of the services or the cost of re-supply of the services. All information in this brochure is correct at time of publication, however variations may occur from time to time and Volkswagen, in so far as it is permitted by law to do so, shall not be liable in any way as a result of any reliance by any person on anything contained in this brochure. The colours shown in the brochure are indicative only and may vary from actual items owing to the printing process. Authorised Volkswagen dealers will provide up-to-date information on model application, design feature, prices and availability on request. Volkswagen Insurance & Volkswagen Extended Warranty are provided by Allianz Australia Insurance Limited (Allianz), AFS Licence No. 234708, ABN 15 000 122 580. In arranging this insurance, Volkswagen Financial Services Australia Limited, ABN 20 097 071 460 & Volkswagen Group Australia Pty Ltd, ABN 14 093 117 896 and the authorised dealers act as agents of Allianz and not as your agent. Volkswagen Finance is a trading name of Volkswagen Financial Services Australia Limited. Locked Bag 6252, Regents Park, NSW 2143. Tel: 02 9695 6311.

The Transporter Range

Model Year 2015

October 2015

Publication: VGATRA004MY15

www.volkswagen-commercial.com.au

Your Volkswagen Dealer

