



**Commercial
Vehicles**

The Crafter Range



Engines and transmission

Crafter offers three engine variants across the range from an efficient TDI300 offering 80kW of power up to the TDI400 which yields 120kW. These efficient and exceptionally reliable common rail TDI engines are now even more economical and place less burden on the environment. The 105kW and 120kW versions are equipped with Bi-turbo charging – for powerful acceleration, even at low engine speeds. Various running gear adjustments are available: for example, for poor road surfaces or for special bodies with a

higher centre of gravity. The mono turbo versions 2.0L TDI300 (300Nm) as well as the TDI340 (340Nm) or TDI400 (400Nm) Bi-turbo versions are powerful, pleasantly smooth running engines. Fuel is injected under high pressure and burnt efficiently.

All vehicles are supplied as standard with a diesel particulate filter and 6-speed manual gearbox. For retrofitting auxiliaries all manual gearboxes have the option for transmission power take-offs.



Technical specifications

Engine	TDI300	TDI340	TDI400
Type	4 Cylinder, direct injection	4 Cylinder, direct injection	4 Cylinder, direct injection
Capacity, litres/cc	2.0 / 1,968	2.0 / 1,968	2.0 / 1,968
Installation	Longitudinal	Longitudinal	Longitudinal
Bore x Stroke / Compression ratio	81.0 x 95.5 / 16.0:1	81.0 x 95.5 / 16.0:1	81.0 x 95.5 / 16.0:1
Construction materials	Alloy head with cast iron block	Alloy head with cast iron block	Alloy head with cast iron block
Maximum power, kW @ rpm	80 @ 3,500	105 @ 3,500	120 @ 3,600
Maximum torque, Nm @ rpm	300 @ 1,500 – 2,250	340 @ 1,575 – 2,250	400 @ 1,800
Induction type	Single VTG turbo with EGR and intercooler	Bi-turbo with EGR and intercooler	Bi-turbo with EGR and intercooler
Transmission – manual	6 Speed	6 Speed	6 Speed
Driven wheels	Rear Wheel Drive	Rear Wheel Drive	Rear Wheel Drive
Fuel system			
Fuel type	Diesel DIN EN 590		
Fuel system	3rd Generation Common Rail Direct Injection		
Fuel tank capacity, litres	75		

Drivetrain

Suspension and steering	Crafter 35	Crafter 50
Front axle	Independent McPherson struts, sub-frame with coil springs and gas filled dampers	
Rear axle	Live rear axle featuring longitudinal leaf springs and gas dampers	
Steering	Rack and pinion power steering	
Brakes		
Front disc brakes, mm	300 x 28 ventilated	300 x 28 ventilated
Rear disc brakes, mm	298 x 16 solid	303 x 28 ventilated
Brake systems	ESP, ABS, ASR, MSR, EDL and Hill Holder	

The information and the specifications contained within this document were correct at the time of issue. Due to our continuous process of improvement our products are continually updated and changes may be made to the specifications from time to time. Not all vehicles or options may be available. Check at time of ordering.

Measurements and statistics

Vans

Weights		
Towing capacity, braked / unbraked, kg		2,000 / 750
Towing downball load, kg		100

Crafter 35 Van – GVM: 3,550kg										
		Standard roof			High roof			Super-high roof		
		TDI300	TDI340	TDI400	TDI300	TDI340	TDI400	TDI300	TDI340	TDI400
Unladen mass ¹ , kg	MWB	2,064	2,074	2,082	2,100	2,110	2,118	2,136	2,146	2,154
	LWB	–	–	–	2,251	2,261	2,269	2,278	2,288	2,296
LWB with overhang		–	–	–	–	2,297	–	–	2,324	–
Payload ² , kg	MWB	1,486	1,476	1,468	1,450	1,440	1,432	1,414	1,404	1,396
	LWB	–	–	–	1,299	1,289	1,281	1,272	1,262	1,254
LWB with overhang		–	–	–	–	1,253	–	–	1,226	–

Crafter 50 Van – GVM: 4,490kg (5,000kg)										
		Standard roof		High roof		Super-high roof				
		TDI400		TDI340		TDI400		TDI340		TDI400
Unladen mass ¹ , kg	MWB	2,297		–		2,333		–		2,369
	LWB	–		2,439		2,447		2,466		2,474
LWB with overhang		–		–		2,533		–		2,560
Payload ² , kg	MWB	2,193 (2,703)		–		2,157 (2,667)		–		2,121 (2631)
	LWB	–		2,051 (2,561)		2,043 (2,553)		2,024 (2,534)		2,016 (2,526)
LWB with overhang		–		–		1,957 (2,467)		–		1,930 (2,440)

Cab Chassis

Weights		
Towing capacity, braked / unbraked, kg		2,000 / 750
Towing downball load, kg		100

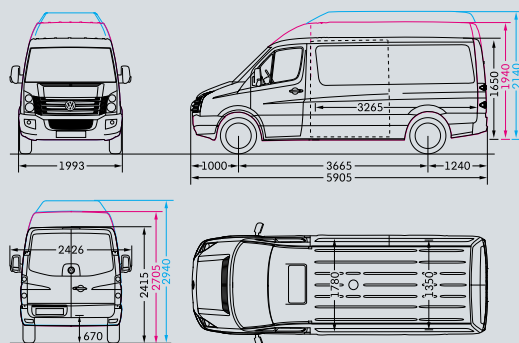
		Crafter 35 Single Cab		Crafter 50 Single Cab @ 4,490kg	Crafter 50 Single Cab @ 5,000kg	Crafter 50 Dual Cab @ 4,490kg	Crafter 50 Dual Cab @ 5,000kg
		TDI300	TDI340	TDI400	TDI400	TDI400	TDI400
GVM, kg	MWB	3,550	3,550	4,490	5,000	–	–
	LWB	–	–	4,490	5,000	4,490	5,000
Unladen mass ¹ , kg	MWB	1,788	1,788	2,084	2,084	–	–
	LWB	–	–	2,168	2,168	2,311	2,311
Payload ² , kg	MWB	1,762	1,762	2,406	2,916	–	–
	LWB	–	–	2,322	2,832	2,179	2,689

¹The Unladen Mass (UM) includes 10L of fuel, vehicle fluids and no occupants. Figures quoted are for base model vehicles only. ²Payload figures determined by subtracting 'Unladen Mass'(UM) from total 'Gross Vehicle Mass' (GVM). A vehicle's final payload, given the different available configurations, can only be determined by weighing the individual vehicle and comparing to the known GVM. Figures quoted are for base model vehicles only.

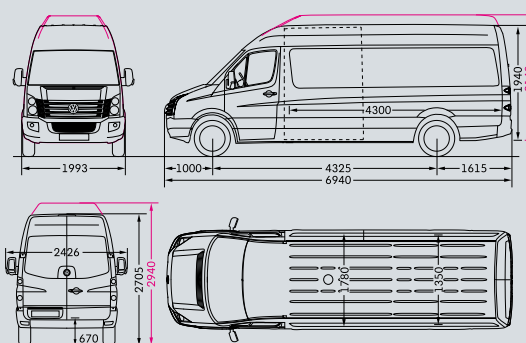
Measurements and statistics

Vans

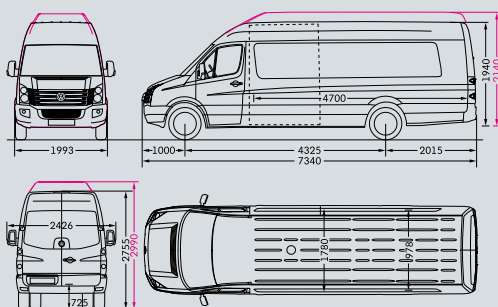
Exterior dimensions							
	MWB			LWB		LWB with overhang	
	Standard roof	High roof	Super-high roof	High roof	Super-high roof	High roof	Super-high roof
Length, mm	5,905	5,905	5,905	6,940	6,940	7,340	7,340
Width, mm	1,993	1,993	1,993	1,993	1,993	1,993	1,993
Width, including door mirrors, mm	2,426	2,426	2,426	2,426	2,426	2,426	2,426
Height, mm (Crafter 35 / Crafter 50)	2,415 / 2,470	2,705 / 2,755	2,940 / 2,990	2,705 / 2,755	2,940 / 2,990	2,705 / 2,755	2,940 / 2,990
Wheelbase, mm	3,665	3,665	3,665	4,325	4,325	4,325	4,325
Turning Circle, m	13.6	13.6	13.6	15.6	15.6	15.6	15.6
Interior dimensions (Cargo area)							
Cargo Capacity, m³	9.0	10.5	11.5	14.0	15.5	15.5	17.0
Maximum length, mm	3,265	3,265	3,265	4,300	4,300	4,700	4,700
Maximum width, mm	1,780	1,780	1,780	1,780	1,780	1,780	1,780
Maximum width between wheel arches, mm (Crafter 35 / Crafter 50)	1,350 / 978	1,350 / 978	1,350 / 978	1,350 / 978	1,350 / 978	1,350 / 978	1,350 / 978
Maximum height, mm	1,650	1,940	2,140	1,940	2,140	1,940	2,140
Cargo entry	Standard roof		High roof		Super-high roof		
Rear wing door width, mm	1,565		1,565		1,565		
Rear wing door height, mm	1,540		1,840		1,840		
Lateral sliding doors width, mm	1,300		1,300		1,300		
Lateral sliding doors height, mm	1,520		1,820		1,820		
Warranty and service							
Vehicle	3 Years, Unlimited km						
Paint / Corrosion	3 Years / 12 Years						
Road side assistance	3 Years, Unlimited km						



Crafter 35 MWB Standard Roof, High Roof and Super High Roof



Crafter 35 LWB High Roof and Super High Roof

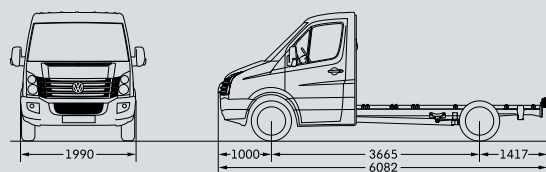
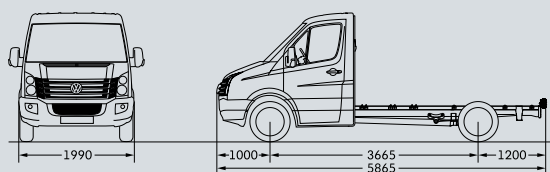


Crafter 50 LWB with overhang High Roof and Super High Roof

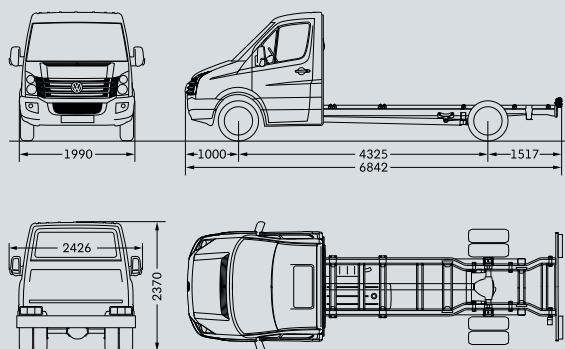
Measurements and statistics

Cab Chassis

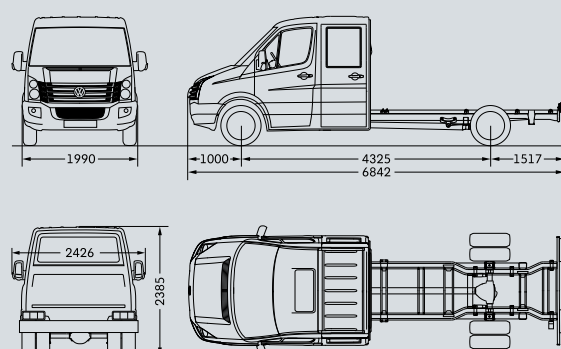
Dimensions	Crafter 35 Single Cab	Crafter 50 Single Cab	Crafter 50 Dual Cab
Length, mm	5,865	6,082 (MWB) / 6,842 (LWB)	6,842
Width, mm	1,990	1,990	1,990
Width, including door mirrors, mm	2,426	2,426	2,426
Height, mm	2,345	2,380 (MWB) / 2,370 (LWB)	2,385
Wheelbase, mm	3,665	4,325	4,325
Turning Circle, m	13.5	13.5 (MWB) / 15.6 (LWB)	15.6
Interior dimensions (Cargo area)			
Cargo Area (with optional Alloy tray), m ²	6.90	7.7 (MWB) / 9.16 (LWB)	7.67
Maximum length, mm	3,400	3,600 (MWB) / 4,300 (LWB)	3,600
Maximum width, mm	2,030	2,130	2,130
Warranty and service			
Vehicle	3 Years, Unlimited km		
Paint / Corrosion	3 Years / 12 Years		
Road side assistance	3 Years, Unlimited km		



Crafter 35 MWB Single Cab Chassis



Crafter 50 MWB Single Cab Chassis



Crafter 50 LWB Single Cab Chassis

Crafter 50 LWB Dual Cab Chassis

Standard and optional equipment

Vans

Safety and security	Crafter 35 Van	Crafter 50 Van
Airbag for driver and front passenger	S	S
Side airbags for driver and front passenger	O	O
Head & thorax airbag for driver and front passenger	O	O
Seat belt warning buzzer	S	S
Vehicle immobiliser	S	S
Anti-theft alarm system	O	O
Acoustic back-up warning system	O	O
Driver assist		
Electronic stability control with Brake Assist, ABS, ASR, EDL and emergency brake signal	S	S
Power steering with safety steering column, height and length of steering wheel adjustable	S	S
Cruise control with speed limiter	S	S
Hill hold control	S	S
Park distance control, front and rear	O	O
Park distance control, front and rear, including rear view camera	O	O
Rear view camera	O	O
Audio and media		
Radio "RSD2000" with 4.3" LCD screen, AM/FM tuner, SD card input, Aux-in and USB ports (in storage tray above steering wheel), Bluetooth® handsfree phone capability and Bluetooth® audio streaming	S	S
Radio "RSD4000" with 5.8" TFT colour display and reversing camera	O	O
Multifunction steering wheel with multifunction display	O	O
Outside temperature display	S	S
Instrument insert (km/h); indication of speed, total/trip mileage, engine speed, fuel level and time	S	S
Exterior		
Exterior mirrors (electrically adjustable and heated, convex, with wide-angle range and turn signal)	S	S
Towing eye (front & rear)	S	–
Towing eye (front)	–	S
Primed paintable bumpers	O	O
Primed paintable side protective mouldings	O	O
Rear bumper with integrated step	O	O
Roof rack preparation	O	O
High roof (painted, body colour) – MWB only (Standard for LWB)	O	O
Super high roof (white, unpainted)	O	O
Super-high roof painted in body colour	O	O
Wheels and tyres		
16" x 6.5J Steel wheels with tyres 235/65 R16 C	S	–
16" x 5.5J Steel wheels with tyres 195/75 R16 C (Rear axle with dual tyres)	–	S
Full size Steel spare wheel with OE tyre	S	S
Tool kit and jack	S	S
16" x 6.5J Alloy wheel "Altamont"	O	–
17" x 6.5J Alloy wheels "Hedemora" (includes Rough Road Suspension)	O	–
Wheel chock	–	S
Mud flaps front and rear	S	S

Not all devices will be compatible and functionality will vary depending on the device.

Standard and optional equipment

Seats	Crafter 35 Van	Crafter 50 Van
Driver's seat with multiple adjustment (plus lumbar, seat bolster angle)	S	S
Fabric seat coverings "Austin"	S	S
Height-adjustable front headrests	S	S
Passenger seat with multiple adjustment	S	S
Passenger seat with multiple adjustment (plus lumbar, seat bolster angle)	O	O
Suspension seat with lumbar support (Driver's seat)	O	O
Suspension seat with lumbar support (Passenger seat)	O	O
Swivel seat with lumbar support (Driver's seat)	O	O
Swivel seat with lumbar support (Passenger seat)	O	O
Arm rest for front seats	O	O
Arm rest for driver's seat	O	O
Double seat passenger front bench with under-seat storage and foldable tray table	O	O
3-point seat belts	S	S
Windows and doors		
Heat-insulating compound glass windshield	S	S
Windshield wiper intermittent control	S	S
Windshield wiper intermittent control with rain sensor and automatic headlight activation	O	O
Power windows	S	S
Heated rear window	S	S
Rear wing doors with window aperture	S	S
Rear wing doors without window	O	O
Hinges for rear wing doors with increased opening angle (max. 270°)	O	O
Privacy glass in passenger compartment	O	O
Radio remote controlled central locking	S	S
Glass roof panels in load compartment (transparent plastic for Super High Roof)	O	O
Side windows in load compartment, front left	O	O
Sliding window in passenger compartment, front left	O	O
Side windows in load compartment, front right	O	O
Sliding window in passenger compartment, front right	O	O
Sliding door in load compartment with intermediate locking function, left hand side	O	O
Sliding door in load compartment with intermediate locking function, right hand side	O	O
Sliding door in load compartment with increased lift-out distance, left hand side	O	O
Sliding door in load compartment with increased lift-out distance, right hand side	O	O
Side windows in load compartment, rear left	O	O
Side windows in load compartment, rear right	O	O
Sliding door in load/passenger compartment, left hand side	S	S
Sliding door in load compartment, right hand side	O	O
Sliding door in load compartment with intermediate locking function, left hand side	O	O
Side window in load/passenger compartment, centre, left (LWB only)	O	O
Side window in load/passenger compartment, centre, right (LWB only)	O	O
Sliding window in load/passenger compartment, centre, right (LWB only)	O	O
Power latching for sliding door, left	O	O
Electric door operating mechanism, left, with power latching	O	O
Power latching for sliding door, right	O	O
Electrically operated sliding door, right, plus power latching	O	O
Air conditioning		
Air conditioning system Climatic (semi-automatic) with dust and pollen filter	S	S
Climatic air conditioning (semi-automatic) and 2nd evaporator (height of vehicle + 17cm) and dust/pollen filter (for standard and high roof only)	O	O

Standard and optional equipment

Interior	Crafter 35 Van	Crafter 50 Van
Roof interior trim as molded headlining in cab and passenger/load compartment for standard roof	O	O
Partition with fixed window	S	S
Deletion of partition	O	O
Glove compartment with lid	S	S
Dashboard with tray cover	O	O
Roof interior trim as molded headlining in cab and passenger/load compartment for high roof	O	O
Rubber floor covering in cab	S	S
Wooden floor in load compartment	O	O
Load compartment package. Includes wooden floor in load compartment, plywood side trim panels (full height), hinges for rear wing doors with increased opening angle (max. 270°), lashing rails on side panels, additional interior lamps on load area	O	O
Front grab handles (driver and passenger front doors)	O	O
Grab handle on B-pillar in load compartment partition	O	O
Grab handle on partition in load compartment	S	S
Entry handle on D-pillar, rear left and right	O	O
Grey-painted, medium height hardboard side trim panel in load compartment	O	O
Lashing rings for load restraint	S	S
12V socket	S	S
Lighting		
Dipped beam headlights as daytime running lights	S	S
Side marker lights	S	S
Front fog lights	O	O
Mechanical		
Battery 380A (72Ah)	S	S
Stronger battery (450A, 100Ah) and stronger alternator (180A)	O	O
Battery isolator switch	O	O
Electric interface for external use (CAN bus technology)	S	S
Increased capacity fuel tank (100 litre)	O	O
Transmission PTO (Locked countershaft with flange)	O	O
Suspension upgrade packages (package contents and availability differ by model)	O	O
Trailer wiring preparation	S	S

S = Standard – = Not Available O = Optional

Standard and optional equipment

Cab Chassis

Safety and security	Crafter 35 Single Cab	Crafter 50 Single Cab	Crafter 50 Dual Cab
Airbag for driver and front passenger	S	S	S
Side airbags for driver and front passenger	O	O	O
Head & thorax airbag for driver and front passenger	O	O	O
Seat belt warning buzzer	S	S	S
Vehicle immobiliser	S	S	S
Anti-theft alarm system	O	O	O
Acoustic back-up warning system	O	O	O
Driver assist			
Electronic stability control with brake assistant, ABS, ASR, EDL and emergency brake signal	S	S	S
Power steering with safety steering column, height and length of steering wheel adjustable	S	S	S
Cruise control with speed limiter	S	S	S
Hill hold control	S	S	S
Audio and media			
Radio "RSD2000" with 4.3" LCD screen, AM/FM tuner, SD card input, Aux-in and USB ports (in storage tray above steering wheel), Bluetooth® handsfree phone capability and Bluetooth® audio streaming	S	S	S
Multifunction steering wheel with multifunction display	O	O	O
Outside temperature display	S	S	S
Instrument insert (km/h); indication of speed, total/trip mileage, engine speed, fuel level and time	S	S	S
Exterior			
Exterior mirrors (electrically adjustable and heated, convex, with wide-angle range and turn signal)	S	S	S
Towing eye (front)	S	S	S
Primed paintable bumpers	O	O	O
Rear drive-under protection	S	S	S
Alloy tray	O	O	O
Ladder carrier (for factory alloy tray)	O	O	O
Wheels and tyres			
16" x 6.5J Steel wheels with tyres 235/65 R 16 C	S	–	–
16" x 5.5J Steel wheels with tyres 205/75 R 16 C (rear axle with dual tyres)	–	S	S
Full size Steel spare wheel with OE tyre	S	S	S
Tool kit and jack	S	S	S
16" x 6.5J Alloy wheel "Altamont"	O	–	–
Wheel chock	S	S	S
Front mud flaps	S	S	S
Mud flaps front and rear	O	O	O
Seats			
Fabric seat coverings "Austin"	S	S	S
Height-adjustable front headrests	S	S	S
Driver's seat with multiple adjustment (plus lumbar, seat bolster angle)	S	S	S
Passenger seat with multiple adjustment	S	S	S
Passenger seat with multiple adjustment (plus lumbar, seat bolster angle)	O	O	O

Not all devices will be compatible and functionality will vary depending on the device.

Standard and optional equipment

Seats	Crafter 35 Single Cab	Crafter 50 Single Cab	Crafter 50 Dual Cab
Suspension seat with lumbar support (Driver's seat)	O	O	O
Suspension seat with lumbar support (Passenger seat)	O	O	O
Swivel seat with lumbar support (Driver's seat)	O	O	O
Arm rest for front seats	O	O	O
Arm rest for driver's seat	O	O	O
Double seat passenger front bench with under-seat storage and foldable tray table	O	O	O
4-seater bench seat, in 2nd row of seats	–	–	S
3-point seat belts	S	S	S
Windows and doors			
Heat-insulating compound glass windshield	S	S	S
Windshield wiper intermittent control	S	S	S
Windshield wiper intermittent control with rain sensor and automatic headlight activation	O	O	O
Privacy glass in passenger compartment	–	–	O
Power windows	S	S	S
Radio remote controlled central locking	S	S	S
Air conditioning			
Air conditioning system Climatic (semi-automatic) with dust and pollen filter	S	S	S
Interior			
Glove compartment with lid	S	S	S
Rubber floor covering in cab	S	S	S
Front grab handles (driver and passenger front doors)	O	O	O
Grab handles on B-pillar in load/passenger compartment	–	–	S
Coat hook on B-pillar	–	–	S
12V socket	S	S	S
Lighting			
Dipped beam headlights as daytime running lights	S	S	S
Side marker lights	S	S	S
Front fog lights	O	O	O
Mechanical			
Battery 380 A (72Ah)	S	S	S
Stronger battery (450A, 100Ah) and stronger alternator (180A)	O	O	O
Battery isolator switch	O	O	O
Electric interface for external use (CAN bus technology)	S	S	S
Increased capacity fuel tank (100 litre)	O	O	O
Transmission PTO (Locked countershaft with flange)	O	O	O
Suspension upgrade package (package contents and availability differ by model)	O	O	O
Reinforced front stabiliser (Uprated, larger diameter)	–	S	S
Reinforced rear stabilisers (Uprated, larger diameter)	–	S	–
Trailer wiring preparation	S	S	S

S = Standard – = Not Available O = Optional

Paint colours

The bodywork is galvanised first to give your Volkswagen optimum protection against mechanical and chemical influences. Only then is the paint applied in several layers and left to harden. The result is a scratch-resistant, hard finish for the top coat.



Candy White

Solid paint

B4B4

CV

CH



Pure Grey

Solid paint

J2J2

CV

CH



Tornado Red

Solid paint

G2G2

CV

CH



Luminous Orange

Solid paint

E3E3

CV

CH



Spectral Yellow

Solid paint

1X1X

CV

CH



India Blue

Solid paint

F3F3

CV

CH



Steel Blue

Solid paint

B6B6

CV

CH



Ontario Green

Solid paint

V7V7

CV

CH

- ☐ standard

☒ optional extra
- CV

Crafter Van

CH

Chassis

Paint colours



Trim

High-quality, robust materials and skilled workmanship are essential in the manufacture of hard-wearing seat upholstery. The colours and patterns for the upholstery are painstakingly matched to the interior trim and paint finishes.



* Please note that Metallic and Pearl Effect paint are optional at extra cost. The print process does not allow for exact reproduction of the exterior or the upholstery colours. Please contact your Volkswagen dealer for further information on colours and upholstery combinations. + The seat pattern on the left shows the centre panel, and the seat pattern on the right shows the outer panel.

Owning a Volkswagen.

Volkswagen New Vehicle Warranty

Volkswagen Crafter is covered by an unlimited kilometre 3 year manufacturer's warranty, which includes Volkswagen Assist (24 hour roadside assistance). Crafter is also covered by a 3 year paintwork and 12 year anti-corrosion perforation warranty.

Volkswagen Assist 24 hour roadside assistance

As a valued customer, you can be assured that, wherever you travel within Australia, you will have access to roadside assistance, 24 hours a day, 365 days a year. This is complimentary for the duration of the vehicle's original Volkswagen warranty period. You will receive help in the event of a breakdown or accident and, if required, your vehicle will be mobilised or transported to an Authorised Volkswagen Repair Centre.

Volkswagen Extended Warranty

Why not continue the confidence of a Volkswagen Warranty by purchasing a Volkswagen Extended Warranty? For further details on this option, please contact your local Volkswagen Dealer.

Volkswagen Service

Your Authorised Volkswagen Service Centre is part of Volkswagen's global Quality Management System, ensuring Volkswagen Service Centres have factory trained technicians who are equipped with the very latest diagnostic equipment, specialist tooling and Volkswagen Genuine Parts®. An Authorised Volkswagen Service Centre undertakes work in accordance with factory specified guidelines and maintenance schedules.

The new Volkswagen Service app is available to download from the Apple® App Store and Google Play® store app. Featuring parking place reminder and timer, Volkswagen roadside assistance, Volkswagen dealer search and the latest tips for services, Genuine Parts® and Accessories. Keeps your Volkswagen running like a Volkswagen.

Volkswagen Genuine Parts®

Volkswagen Genuine Parts® are designed for your vehicle and approved by Volkswagen, with particular regard to safety. The workmanship, dimensional accuracy and

materials used in these parts comply with factory specifications. To ensure safety and reliability, Volkswagen recommends the use of Volkswagen Genuine Parts®. Volkswagen Authorised Dealers offer a 2 year warranty on Genuine Parts from the date of purchase.



Scan here to download the Volkswagen Service App on your smartphone.

General information.

Google Play® is a registered trademark of Google Inc. Bluetooth® is a registered trademark of Bluetooth SIG Inc.

Volkswagen is distributed by Volkswagen Group Australia Pty Ltd, 24 Muir Road, Chullora, NSW 2190, ABN 14 093 117 876. Specifications are as planned at August 2015, for Model Year 2016 and are subject to change without notice or obligation. All information in this brochure is correct at the time of publication, however variations may occur from time to time and Volkswagen, in so far as it is permitted by law to do so, shall not be liable in any way as a result of any reliance by any person on anything contained in this brochure. Authorised Volkswagen dealers will provide up-to-date information on model application, design feature, prices and availability on request. All colours are a general guide only, as the printing process cannot reproduce the actual exterior colour appearance. See your dealer to confirm colour/model availability.

Volkswagen Insurance & Volkswagen Extended Warranty are provided by Allianz Australia Insurance Limited (Allianz), AFS Licence No. 234708, ABN 15 000 122 580. In arranging this insurance, Volkswagen Financial Services Australia Limited, ABN 20 097 071 460 and Volkswagen Group Australia Pty Ltd, ABN 14 093 117 896 and the authorised dealers act as agents of Allianz and not as your agent. Volkswagen Finance is a trading name of Volkswagen Financial Services Australia Limited, Locked Bag 6252, Regents Park NSW 2143. Tel: 02 9695 6311.

The Crafter Range

Model Year 2016

October 2015

Publication: VGACRAF001MY16

www.volkswagen-commercial.com.au

Your Volkswagen Dealer

